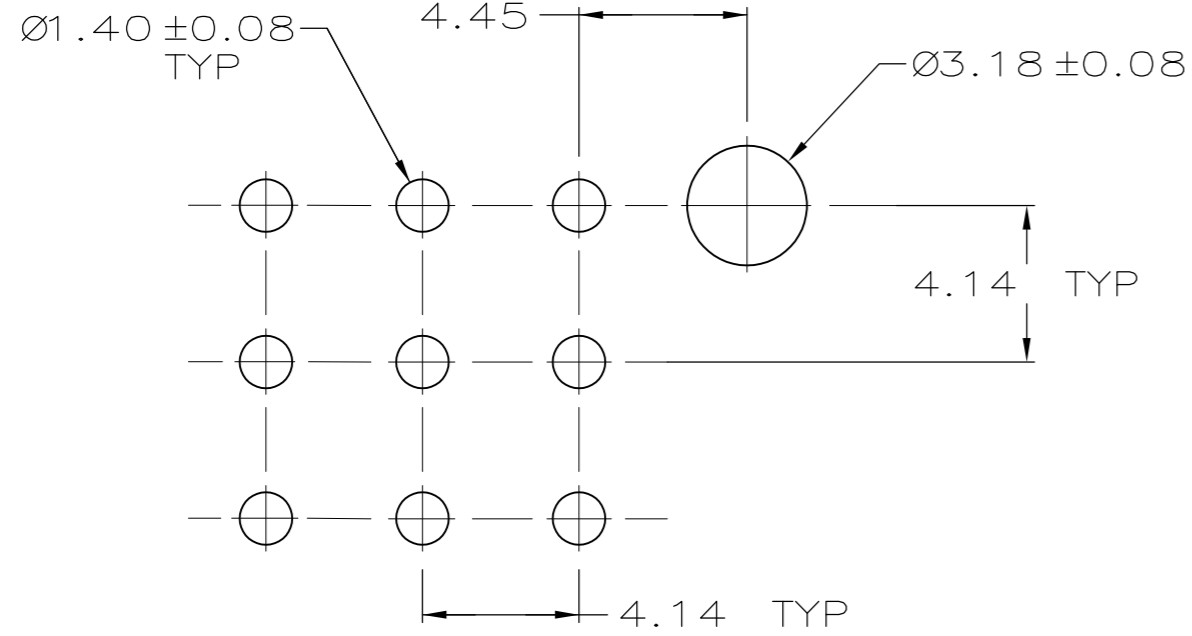
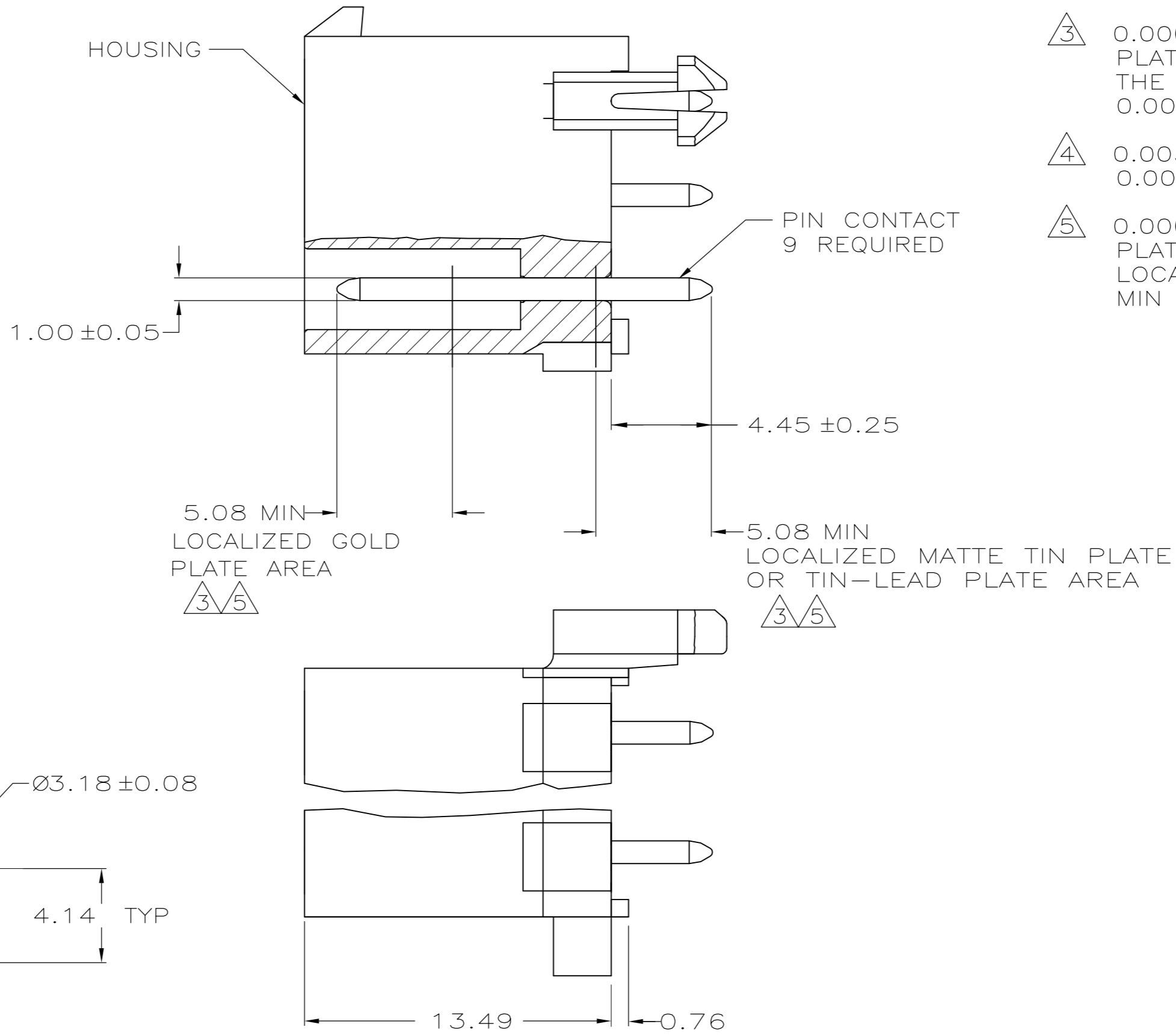
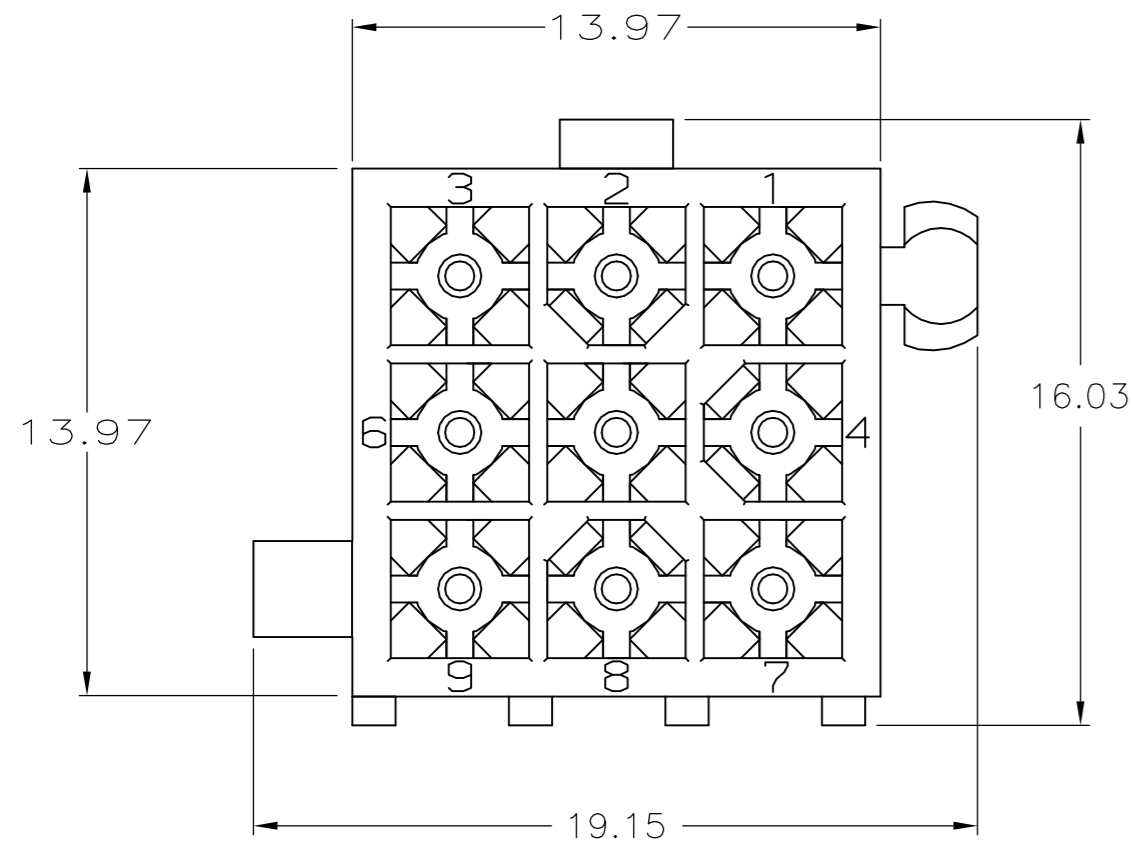


THIS DRAWING IS UNPUBLISHED. RELEASED FOR PUBLICATION
 © COPYRIGHT - By - ALL RIGHTS RESERVED.

LOC		DIST		REVISIONS			
P	LTR	DESCRIPTION		DATE	DWN	APVD	
CM	0	M		REVISED PER ECR-15-010337	22JUL2015	RK	SC



RECOMMENDED LAYOUT FOR 1.57 THICK BOARD
 TOLERANCES NON-ACCUMULATIVE

- PINS TO COMPLY WITH AMP SOLDERABILITY SPEC. 109-11-3.
- 0.00381 MIN MATTE TIN LEAD PLATE OVER 0.00127 MIN NICKEL.
- 0.00076 MIN GOLD PLATE IN THE LOCALIZED PLATE AREA, 0.00381 MATTE TIN LEAD IN THE LOCALIZED PLATE AREA, BOTH OVER 0.00127 MIN NICKEL.
- 0.00381 MIN MATTE TIN PLATE OVER 0.00127 MIN NICKEL.
- 0.00076 MIN GOLD PLATE IN THE LOCALIZED PLATE AREA, 0.00381 MATTE TIN IN THE LOCALIZED PLATE AREA, BOTH OVER 0.00127 MIN NICKEL.

MATERIAL	FINISH	MATERIAL	COLOR	PART NO.
BRASS, GOLD	5	NYLON, UL94V-0	WHITE	1-770182-1
BRASS, TIN	4	NYLON, UL94V-0	WHITE	1-770182-0
BRASS, GOLD	3	NYLON, UL94V-0	WHITE	770182-2
BRASS, TIN-LEAD	2	NYLON, UL94V-0	WHITE	770182-1

THIS DRAWING IS A CONTROLLED DOCUMENT.		DWN S CARPENTER 08JUN05	TE Connectivity	
DIMENSIONS: mm		CHK R JONES 28JUL2003	NAME	
TOLERANCES UNLESS OTHERWISE SPECIFIED:		APVD R JONES 28JUL2003	HEATER ASSEMBLY, 9 CKT, MINI UNIVERSAL MATE-N-LOK	
0 PLC ± -	1 PLC ± -	PRODUCT SPEC	SIZE A2	CAGE CODE 00779
2 PLC ± 0.13	3 PLC ± -	APPLICATION SPEC	DRAWING NO C=770182	RESTRICTED TO
4 PLC ± -	ANGLES ± -	WEIGHT	SCALE 5:1	SHEET 1 of 1
MATERIAL	FINISH	CUSTOMER DRAWING	REV M	